




Comparing countries' and economies' performance in reading

	Statistically above the OECD average
	Not statistically different from the OECD average
	Statistically below the OECD average

		Reading score 2022	Reading score change from 2018		Reading score 2022	Reading score change from 2018	
Above the OECD average	Singapore	543	-7	Below the OECD average	Greece	438	-19
	Ireland*	516	-2		Iceland	436	-38
	Japan	516	12		Uruguay	430	3
	Korea	515	1		Brunei Darussalam	429	21
	<i>Chinese Taipei</i>	515	13		Romania	428	1
	Estonia	511	-12		<i>Ukrainian regions (18 of 27)</i>	428	N.A
	<i>Macao (China)</i>	510	-15		Qatar	419	12
	Canada*	507	-13		United Arab Emirates	417	-14
	United States*	504	-1		Mexico	415	-5
	New Zealand*	501	-5		Costa Rica	415	-11
	<i>Hong Kong (China)*</i>	500	-25		Moldova	411	-13
	Australia*	498	-5		Brazil	410	-3
	United Kingdom*	494	-10		Jamaica*	410	N.A
	Finland	490	-30		Colombia	409	-4
	Denmark*	489	-12		Peru	408	8
	Poland	489	-23		Montenegro	405	-16
	Czech Republic	489	-2		Bulgaria	404	-16
	Sweden	487	-19		Argentina	401	-1
	Switzerland	483	-1		Panama*	392	15
Italy	482	5	Malaysia	388	-27		
No difference	Austria	480	-4	Kazakhstan	386	-1	
	Germany	480	-18	Saudi Arabia	383	-17	
	Belgium	479	-14	Thailand	379	-14	
	Portugal	477	-15	Mongolia	378	N.A	
	Norway	477	-23	Guatemala	374	5	
	Croatia	475	-3	Georgia	374	-6	
	Latvia*	475	-4	Paraguay	373	3	
	Spain	474	N.A	<i>Baku (Azerbaijan)</i>	365	-24	
	France	474	-19	El Salvador	365	N.A	
	Israel	474	3	Indonesia	359	-12	
	Hungary	473	-3	North Macedonia	359	-34	
	Lithuania	472	-4	Albania	358	-47	
	Below	Slovenia	469	-27	Dominican Republic	351	10
Viet Nam**		462	N.A	<i>Palestinian Authority</i>	349	N.A	
Netherlands*		459	-26	Philippines	347	7	
Türkiye		456	-10	<i>Kosovo</i>	342	-11	
Chile		448	-4	Jordan	342	N.A	
Slovak Republic		447	-11	Morocco	339	-20	
Malta		445	-3	Uzbekistan	336	N.A	
Serbia		440	1	Cambodia	329	8	

** Caution is required when comparing estimates based on PISA 2022 with other countries/economies as a strong linkage to the international PISA reading scale could not be established (see Reader's Guide and Annex A4).

Countries and economies are ranked in descending order of the mean performance in reading.

Source: OECD, PISA 2022 Database, Volume I Table I.B1.2.2 and Table I.B1.5.5.