




## Comparing countries' and economies' performance in mathematics

	Statistically <b>above</b> the OECD average
	<b>Not statistically different</b> from the OECD average
	Statistically <b>below</b> the OECD average

	Math score 2022	Math score change from 2018		Math score 2022	Math score change from 2018	
<b>Above the OECD average</b>	Singapore	575	6	<i>Ukrainian regions (18 of 27)</i>	441	N.A
	<i>Macao (China)</i>	552	-6	Serbia	440	-8
	<i>Chinese Taipei</i>	547	16	United Arab Emirates	431	-4
	<i>Hong Kong (China)*</i>	540	-11	Greece	430	-21
	Japan	536	9	Romania	428	-2
	Korea	527	1	Kazakhstan	425	2
	Estonia	510	-13	Mongolia	425	N.A
	Switzerland	508	-7	Bulgaria	417	-19
	Canada*	497	-15	Moldova	414	-6
	Netherlands*	493	-27	Qatar	414	0
	Ireland*	492	-8	Chile	412	-6
	Belgium	489	-19	Uruguay	409	-9
	Denmark*	489	-20	Malaysia	409	-32
	United Kingdom*	489	-13	Montenegro	406	-24
	Poland	489	-27	<i>Baku (Azerbaijan)</i>	397	-23
	Austria	487	-12	Mexico	395	-14
	Australia*	487	-4	Thailand	394	-25
	Czech Republic	487	-12	Peru	391	-9
	Slovenia	485	-24	Georgia	390	-8
	Finland	484	-23	Saudi Arabia	389	16
Latvia*	483	-13	North Macedonia	389	-6	
Sweden	482	-21	Costa Rica	385	-18	
New Zealand*	479	-15	Colombia	383	-8	
<b>No difference</b>	Lithuania	475	-6	Brazil	379	-5
	Germany	475	-25	Argentina	378	-2
	France	474	-21	Jamaica*	377	N.A
	Spain	473	N.A	Albania	368	-69
	Hungary	473	-8	<i>Palestinian Authority</i>	366	N.A
	Portugal	472	-21	Indonesia	366	-13
	Italy	471	-15	Morocco	365	-3
	Viet Nam	469	N.A	Uzbekistan	364	N.A
	Norway	468	-33	Jordan	361	-39
	Malta	466	-6	Panama*	357	4
	United States*	465	-13	<i>Kosovo</i>	355	-11
	Slovak Republic	464	-22	Philippines	355	2
	Croatia	463	-1	Guatemala	344	10
Iceland	459	-36	El Salvador	343	N.A	
Israel	458	-5	Dominican Republic	339	14	
Türkiye	453	0	Paraguay	338	11	
Brunei Darussalam	442	12	Cambodia	336	12	

Countries and economies are ranked in descending order of the mean performance in mathematics.

Source: OECD, PISA 2022 Database, Volume I Table I.B1.2.1 and Table I.B1.5.4.